



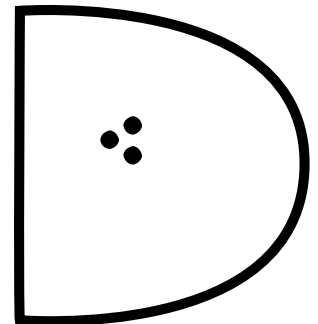
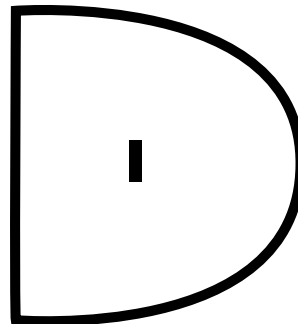


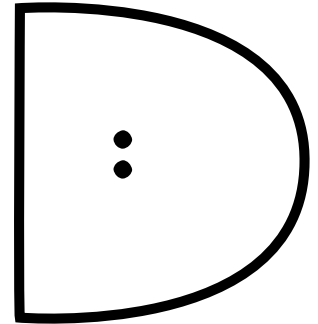
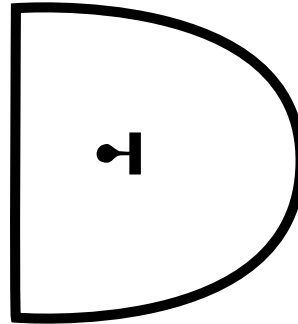
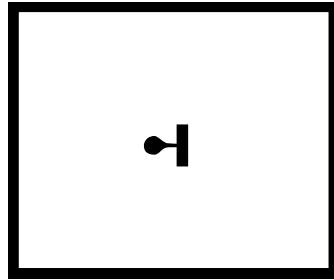

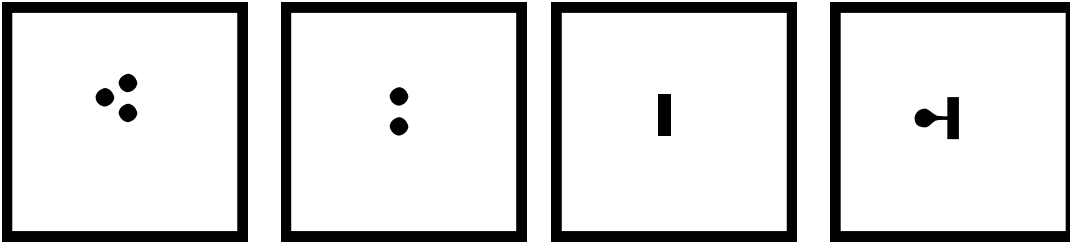

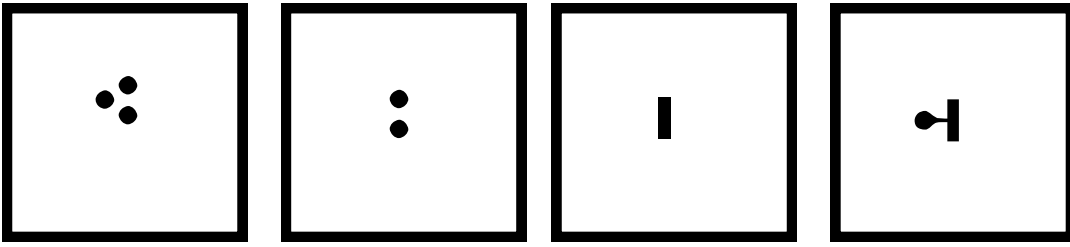
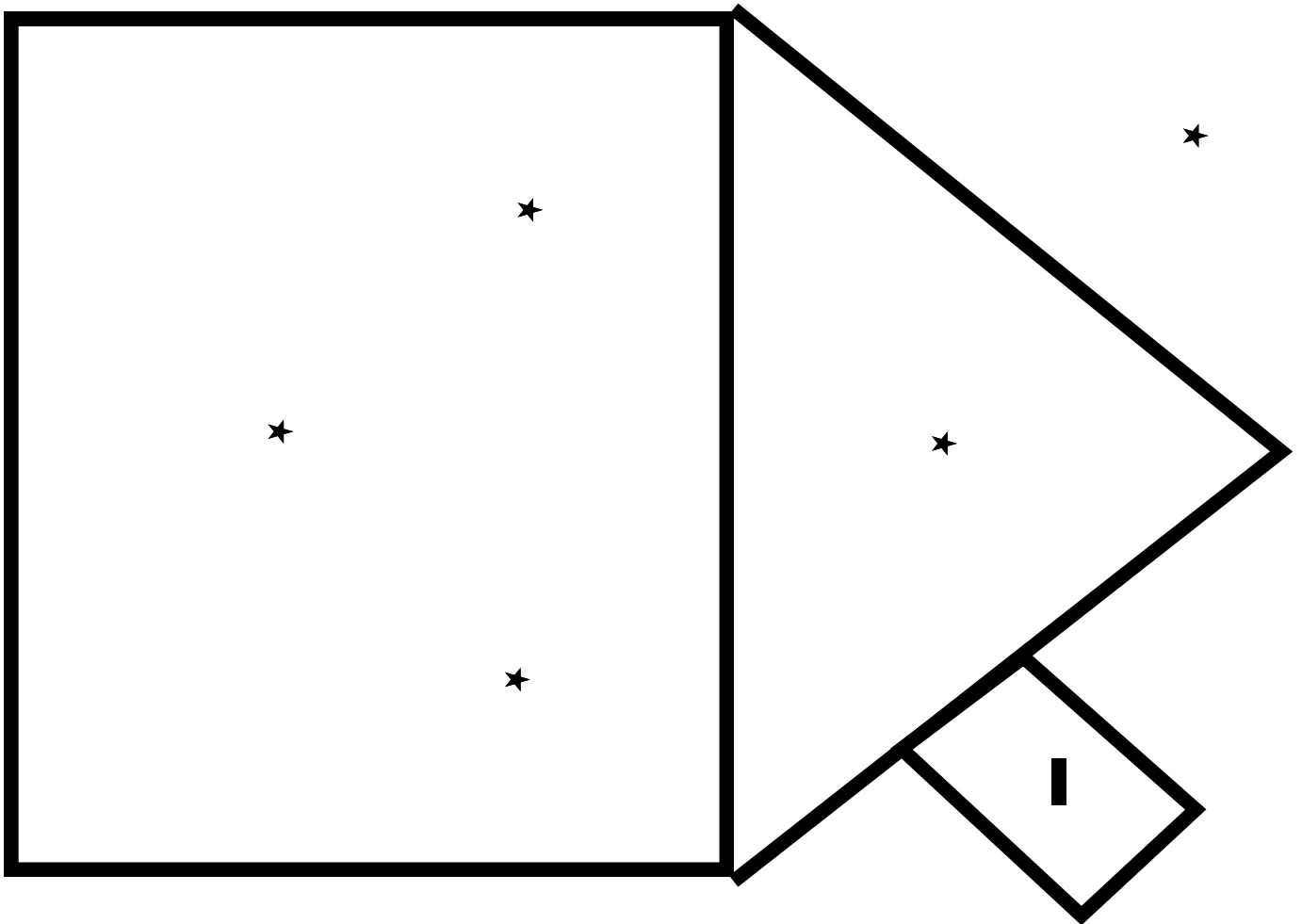
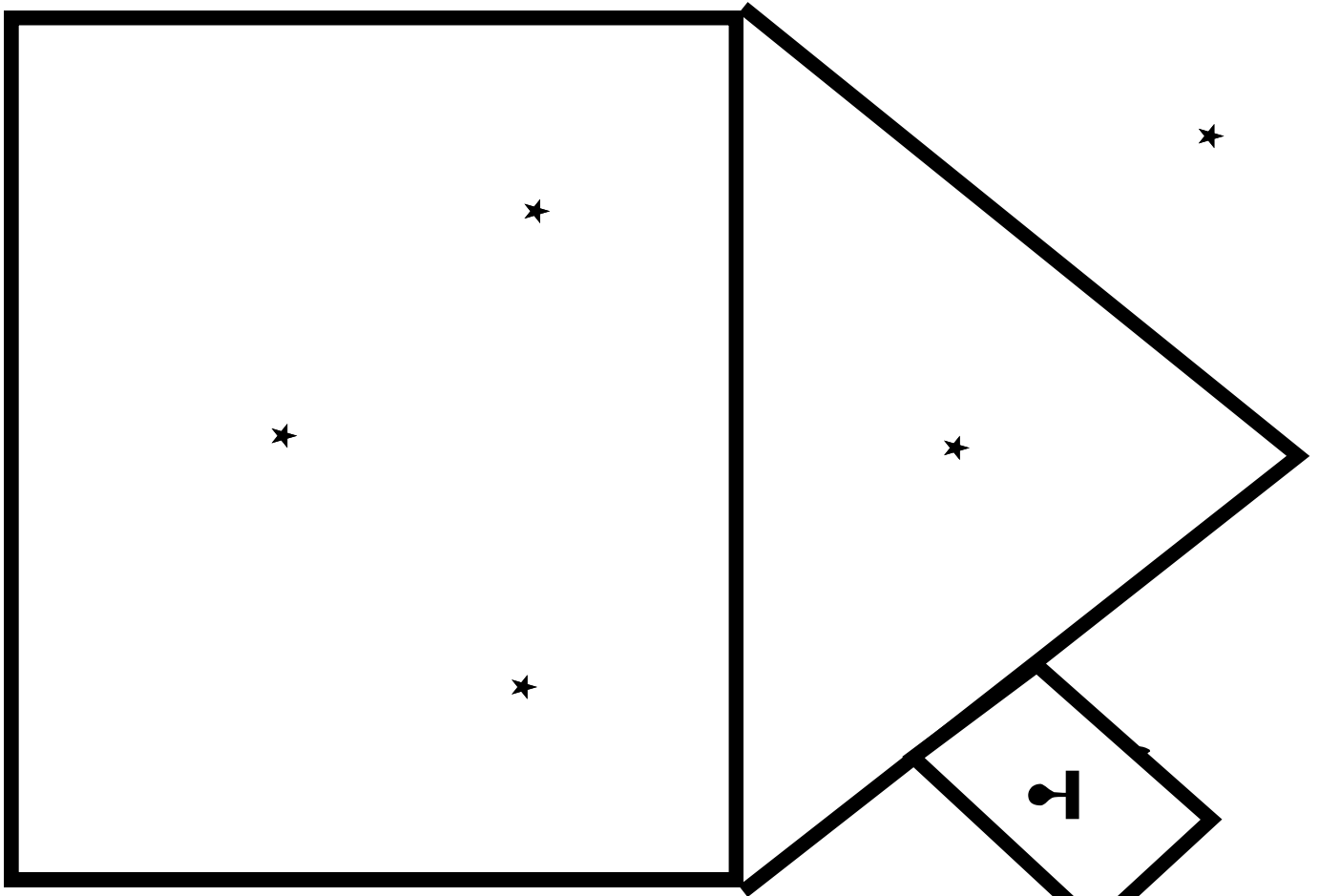
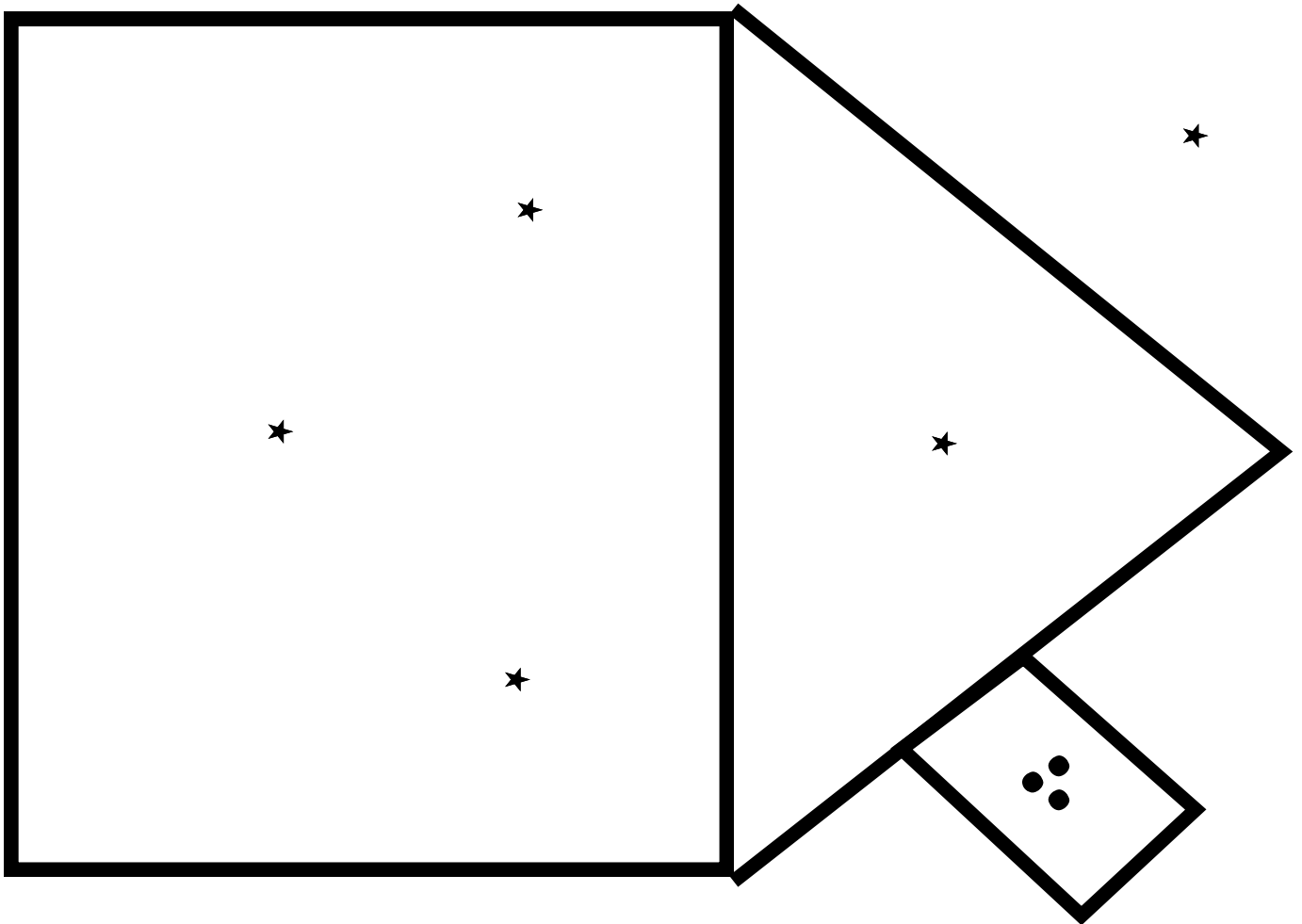
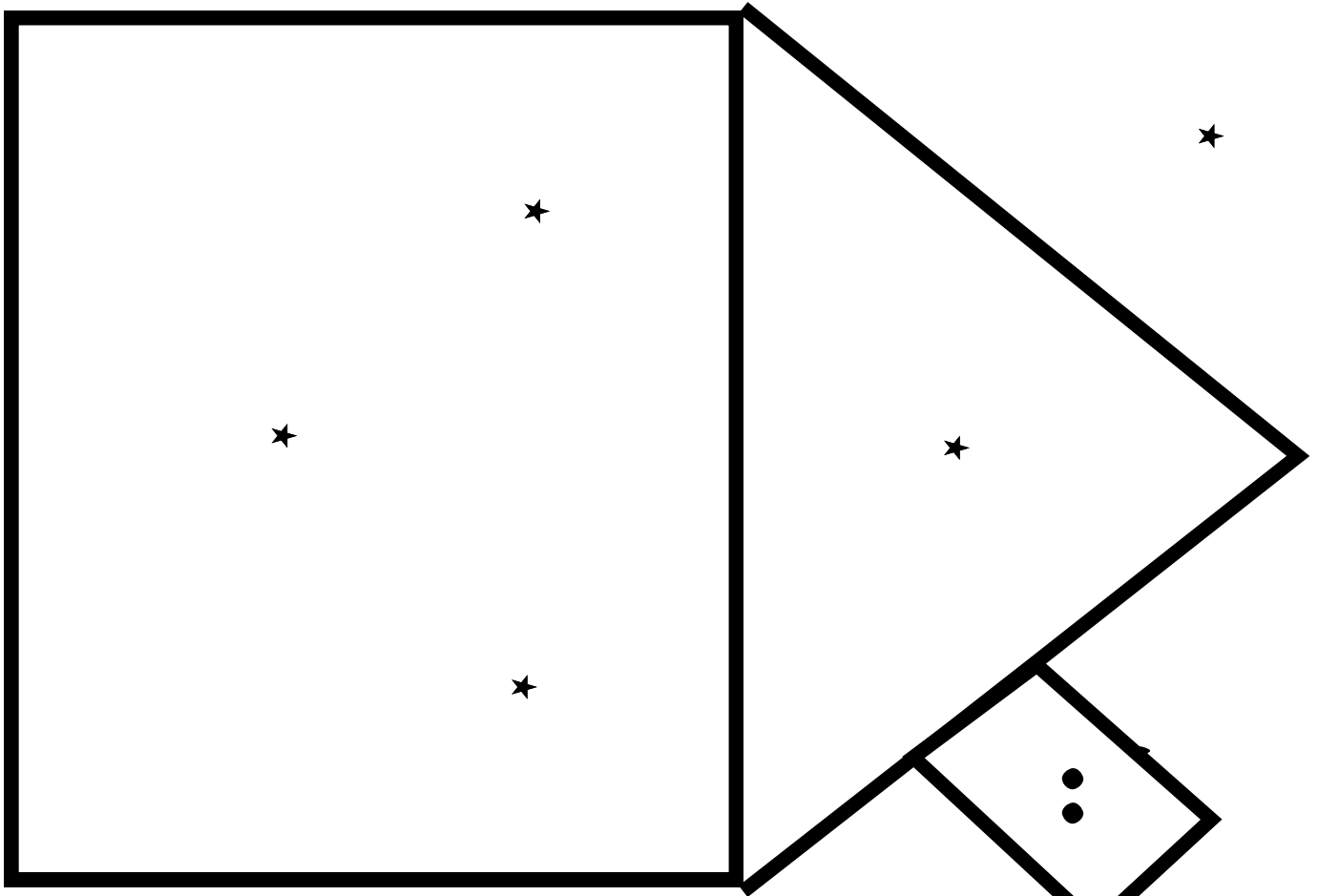


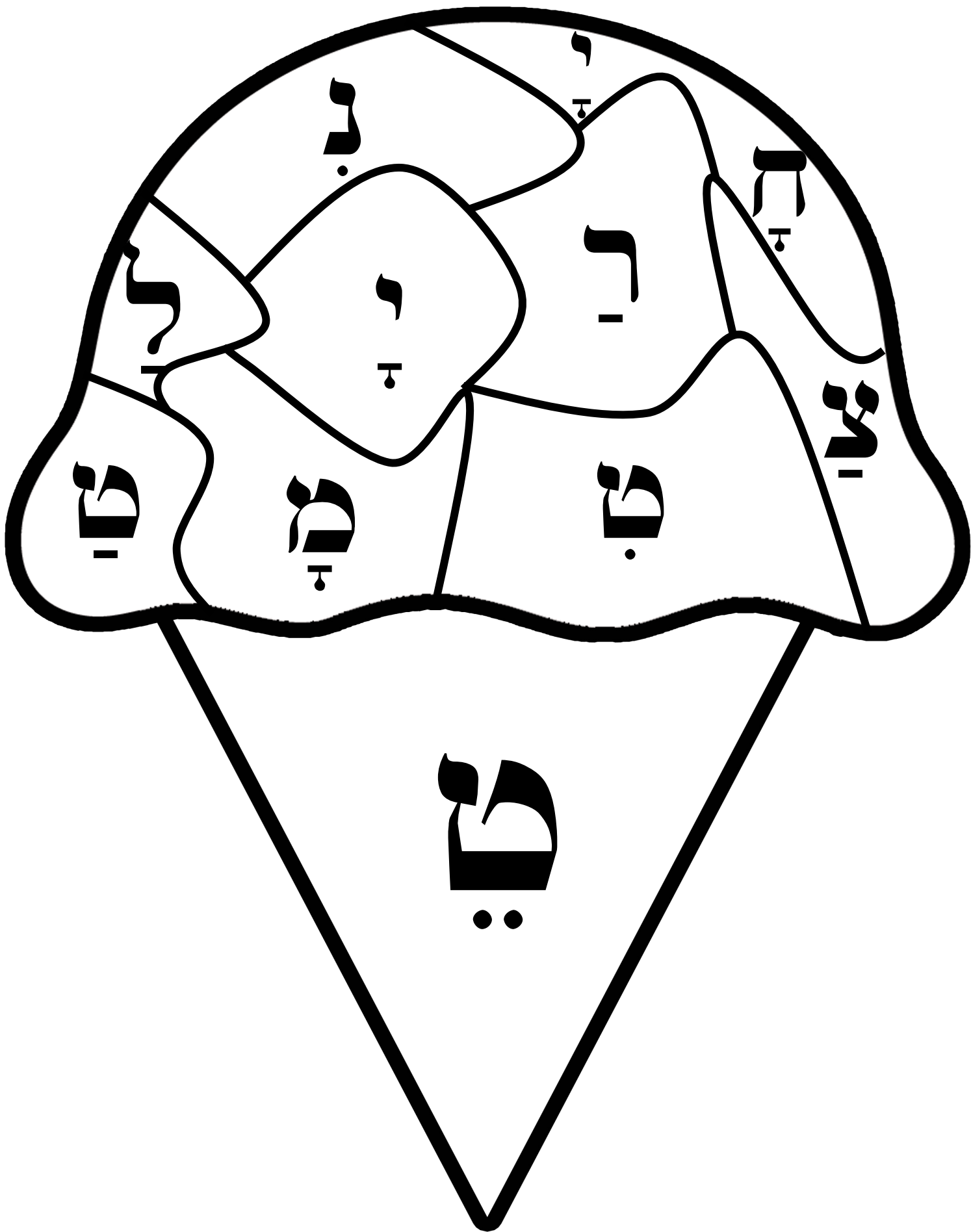
Cut out each shape. Complete the house by sorting and pasting the shapes into the correct house.



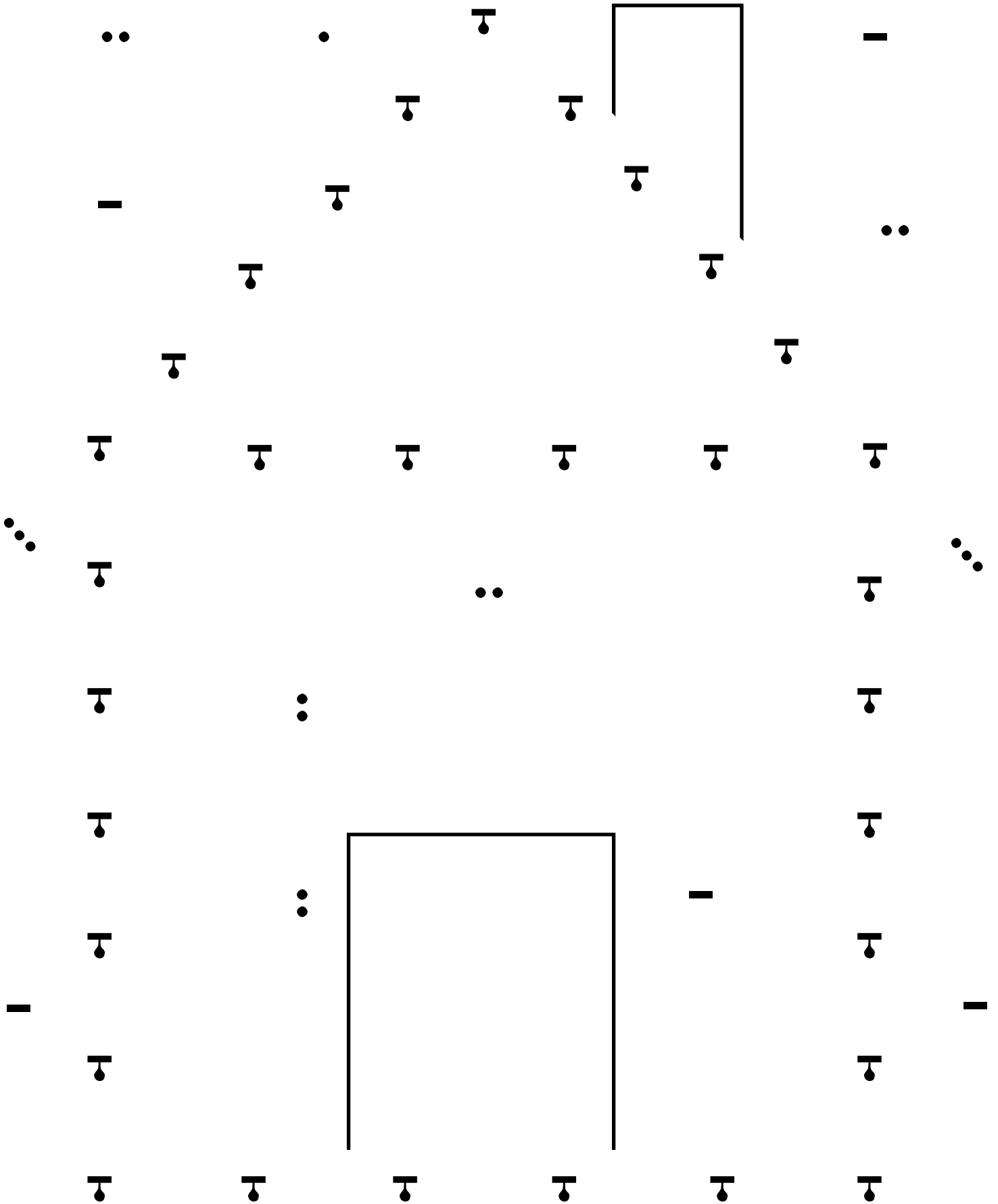




Color all קמץ-orange, all פתח-red, all צירי-brown and all חיריק-yellow.



Connect all kamatz to form a picture.

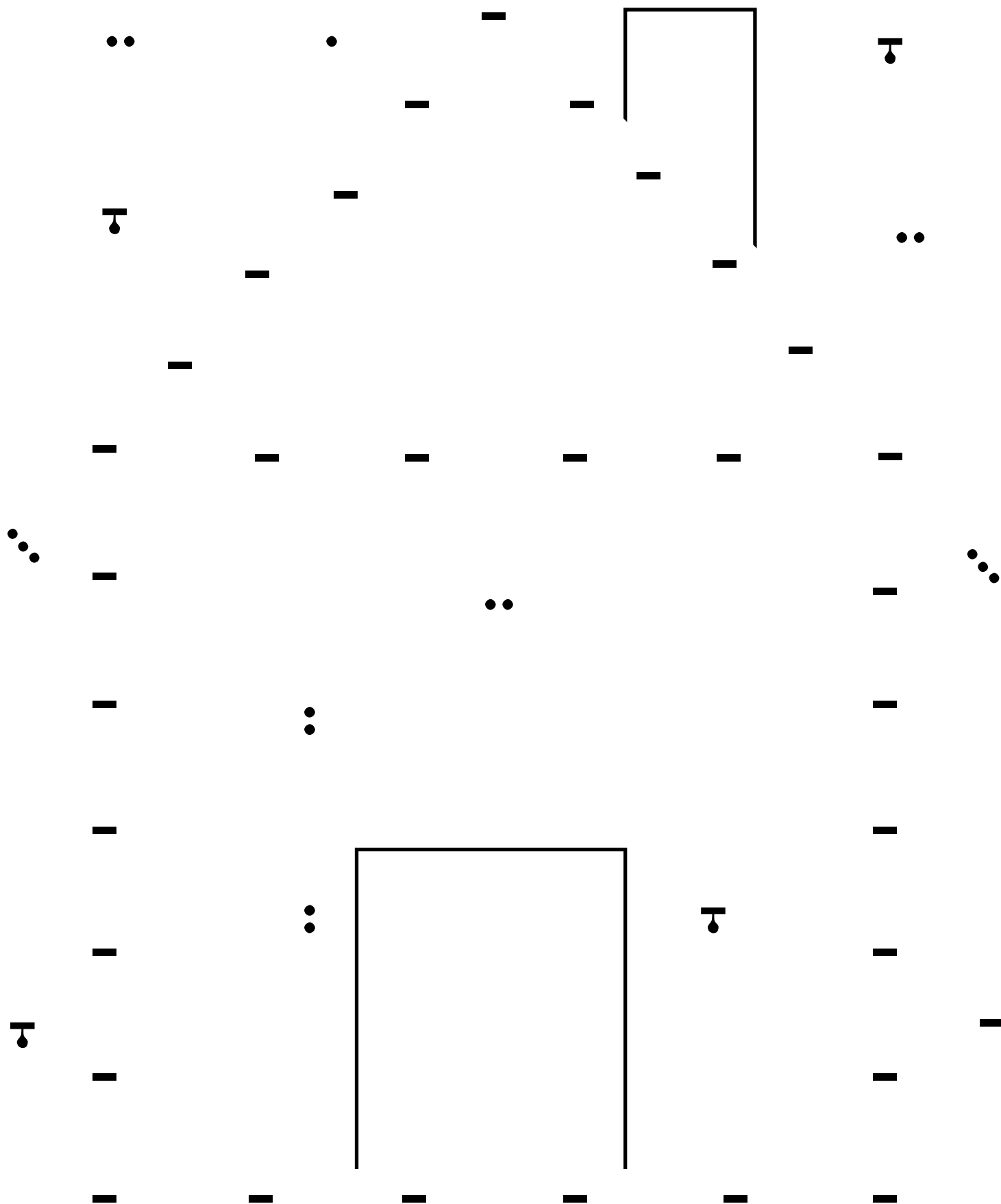


Connect


all dots that

have a

פתח to form a picture.




Find your way home by coloring all letters that have a kamatz.



מ	ה	ו	ק	ר
ש	ז	ט	י	צ
ג	פ	מ	ל	נ
ס	י	ן	ט	ה
ת	י	ז	ג	ץ




Find your way home by coloring all letters that have a פתח.



מ	ח	מ	ק	ר
ש	ז	פ	י	צ
ו	פ	ג	ל	מ
ס	י	ו	ט	ח
ת	י	ז	ג	צ



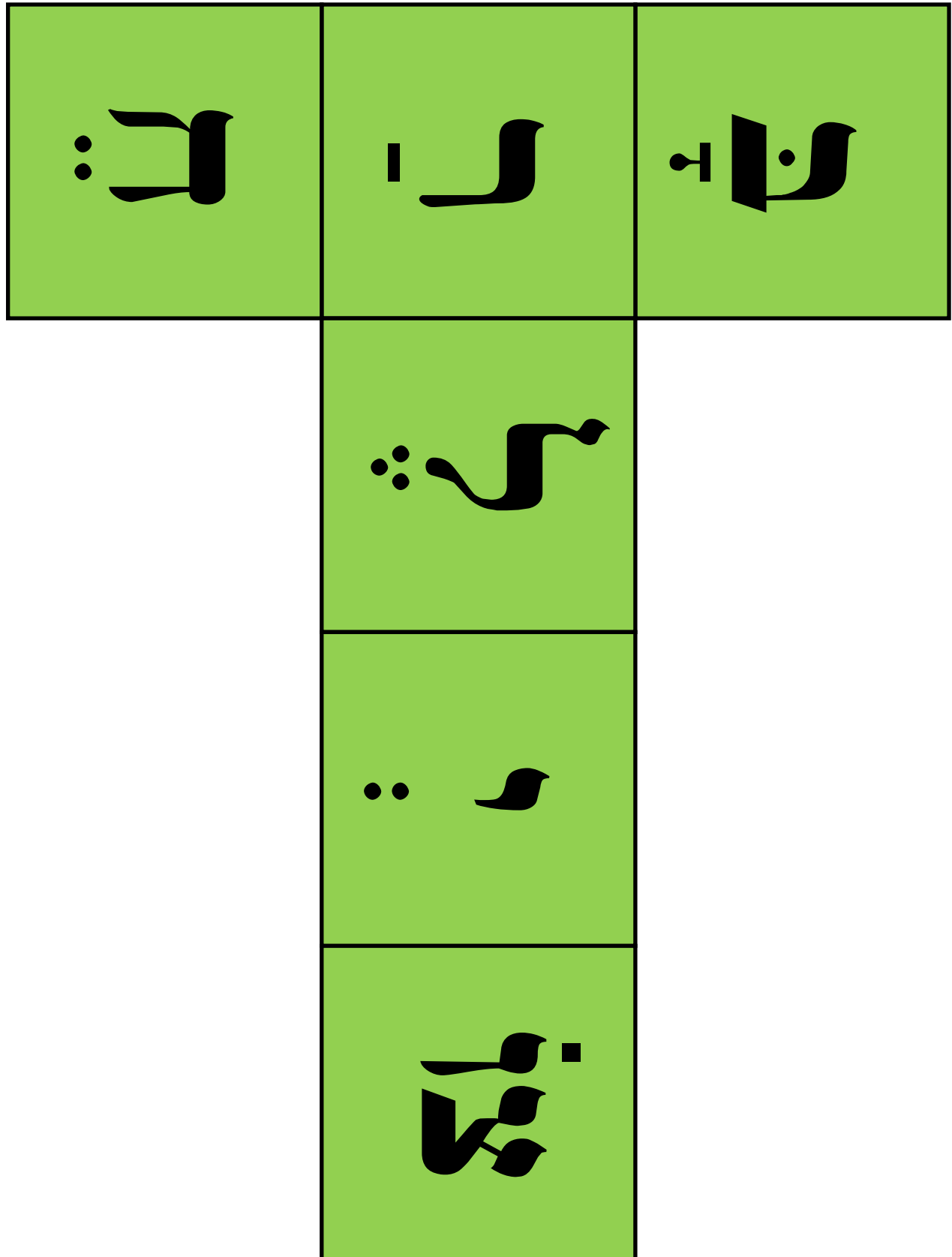
Find your way home by coloring all letters that have a צירי.




מ	ח	ו	ק	ר
ש	ז	פ	י	צ
ג	ה	א	ל	מ
ס	ב	ד	ת	נ
ת	י	ז	א	ע




Cut, and tape sides to form dice. Throw the dice and fill in a square for that letter on the board. The first letter with a complete column is the winner.



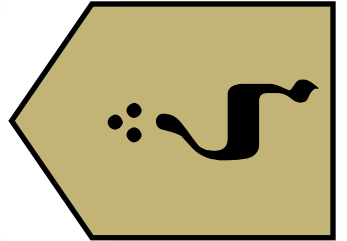
--	--	--	--	--



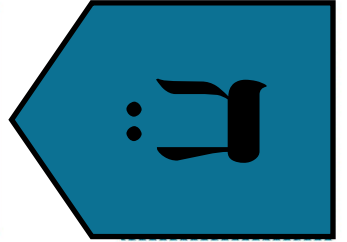
--	--	--	--	--




--	--	--	--	--




--	--	--	--	--



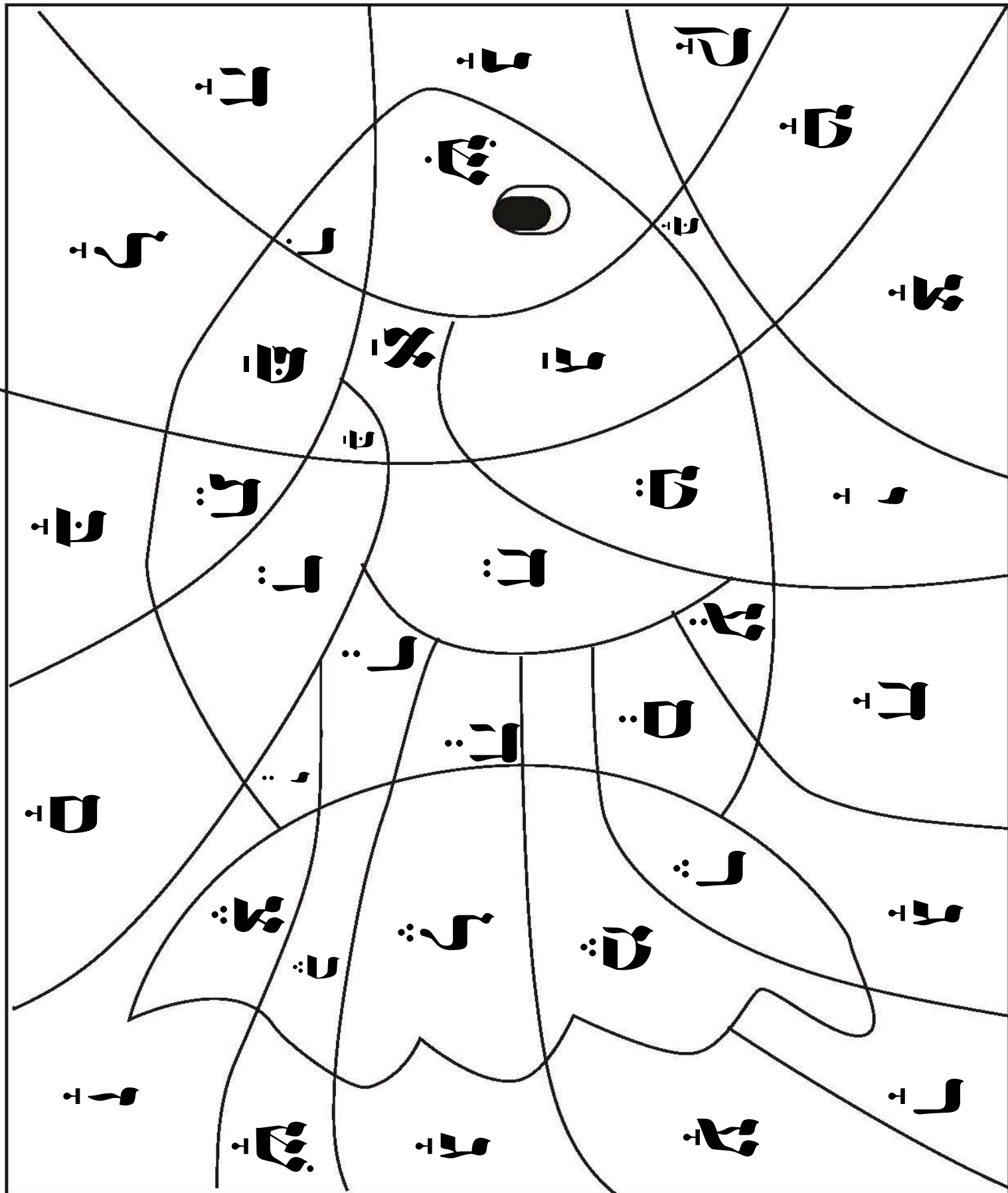
--	--	--	--	--



--	--	--	--	--



Color all קמץ-blue, all סגול-orange, all שוא-yellow, all צירי-green, all פתח-purple, all חיריק-red.



Cut all Raindrops. Read the words.



Paste the raindrops under the part of the umbrella that has an identical nekudah to one of the nekudos in the word.



Print on cardstock.

נ

מ

פ

ש

ר

ח

ז

ה

ש

ג

ע

ת

ל

ם

ו

ע

ט

א

י

ב

נ

ס

ל

ג

ם

Print on transparency. Put transparency over letters and read.



Print on transparency. Put transparency over letters and read.



Write a letter for each nekuda and read.



These sheets can be done with a partner. One reads while the other writes the correct nekuda under each letter on the following page.

א

ב

ג

ד

ה

ו

ז

ח

ט

י

כ

ל

מ

נ

ס

ע

פ

צ

ק

ר

ש

ת

י

כ

ל

ר

ש

פ

מ

נ

ג

ש

ה

ז

ח

ו

ם

ל

ת

ע

ב

י

א

ט

ק

ס

ג

ל

פ

נ

Fill in the correct letter-nekuda combination in each square on the graph. Two examples are shown below.

	ל	מ	ה	פ	ר	
ד						ד
ז		מ				ז
ח						ח
ט				פ		ט
ק						ק
כ	ל	מ	ה	פ	ר	

Draw a line between a word and its picture.



סִפְּרָה



חֵלֶּה



מְנוּחָה



סִידוּר



צִדְקָה

Find the words in the graph.

ה	ר	ו	א	ש	ט	נ
ת	ט	ו	ה	ו	ר	י
ם	י	ר	ש	ם	ט	ע
ס	י	ו	ה	ר	י	ל
ג	ו	ט	ט	ו	ק	ו
ה	י	ת	ר	ו	ת	ע
ת	ס	ו	ט	א	ט	א

שָׁלוֹם

דִּלְת

אָזוּר

אֶמֶא

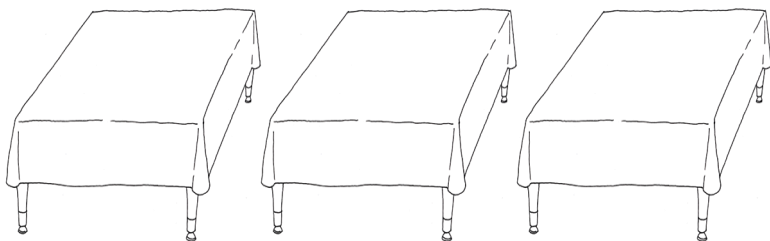
יְלֻדָּה

לִילָה


Count the amount of syllables in the words. Color one picture for each syllable in the word.



בַּיִת




שֻׁלְחָן




תּוֹרָה



בְּשָׂמִים



לֵב



סֵפֶר

Find the identical word to the one in the arrow. Color that box.

יגש	יגשו	ישבו	יגשו
-----	------	------	------

ישה	ישרו	ישיח	ישה
-----	------	------	-----

בשם	בשם	בשם	בשם
-----	-----	-----	-----

גמר	גמרא	גרמא	גמרא
-----	------	------	------

ישרו	ישר	ישרו	ישרו
------	-----	------	------

Read, and rewrite the word correctly.

Handwriting practice lines consisting of a solid top line, a dashed middle line, and a solid bottom line.

תּוֹרָה

Handwriting practice lines consisting of a solid top line, a dashed middle line, and a solid bottom line.

דָּרָד

Handwriting practice lines consisting of a solid top line, a dashed middle line, and a solid bottom line.

בָּרָא

Handwriting practice lines consisting of a solid top line, a dashed middle line, and a solid bottom line.

מִזְלָ

Handwriting practice lines consisting of a solid top line, a dashed middle line, and a solid bottom line.

שׁוֹאֵל

Handwriting practice lines consisting of a solid top line, a dashed middle line, and a solid bottom line.

יִשְׁמַח

Handwriting practice lines consisting of a solid top line, a dashed middle line, and a solid bottom line.

Color the boxes that have the identical sounding word the same color.

בְּבִי

אֶתָּה

יִטְבְּאוּ

אִמּוֹ

עֵתָּה

וְוִי

נִסְעֵתָּ

שָׂאוּ

סְעוּ

נִתְּתָּ

עִמּוֹ


שֵׁעֵתָּא

שֵׁתָּה

יִתְּמוּ


Make a check in the circle if the words are the same and a X if they are not the same.

אִיבָּה




אִיבָּה

יָבִין




יָבִין

עֵשִׂית




אֵשִׂית

בַּדִּים




בַּדִּים

בַּאִים



בַּאִים

יִזְבֵּל



יִזְבֵּל

Put a circle around all words that have a **שוא נע** and a square around all words that have a **שוא נח**. If a word has both, a **שוא נע** and **שוא נח**, put a circle and square around that word.

בְּזֹזוּ

יִגְמְלֵנִי

בְּלִילָה

שֶׁתִּחַפֵּן

מִפְּרִי

אֶתְּ

וּלְעֵינַי

תִּרְוַמְמֵנִי

וּסְעָרָה

בְּזֹזְנוּ

הַתַּפְּלָלוּ

אֶתְנִהוּ

וַתִּקְטַן

בּוֹרְאֵי

זוֹכְרֵי

וְנִלְכָה

שֶׁדָּדוּ

יִבְרַכְךָ

רְצוֹנְךָ

אוֹרְךָ

תִּשְׂרֹף

וְאַנְתָּ

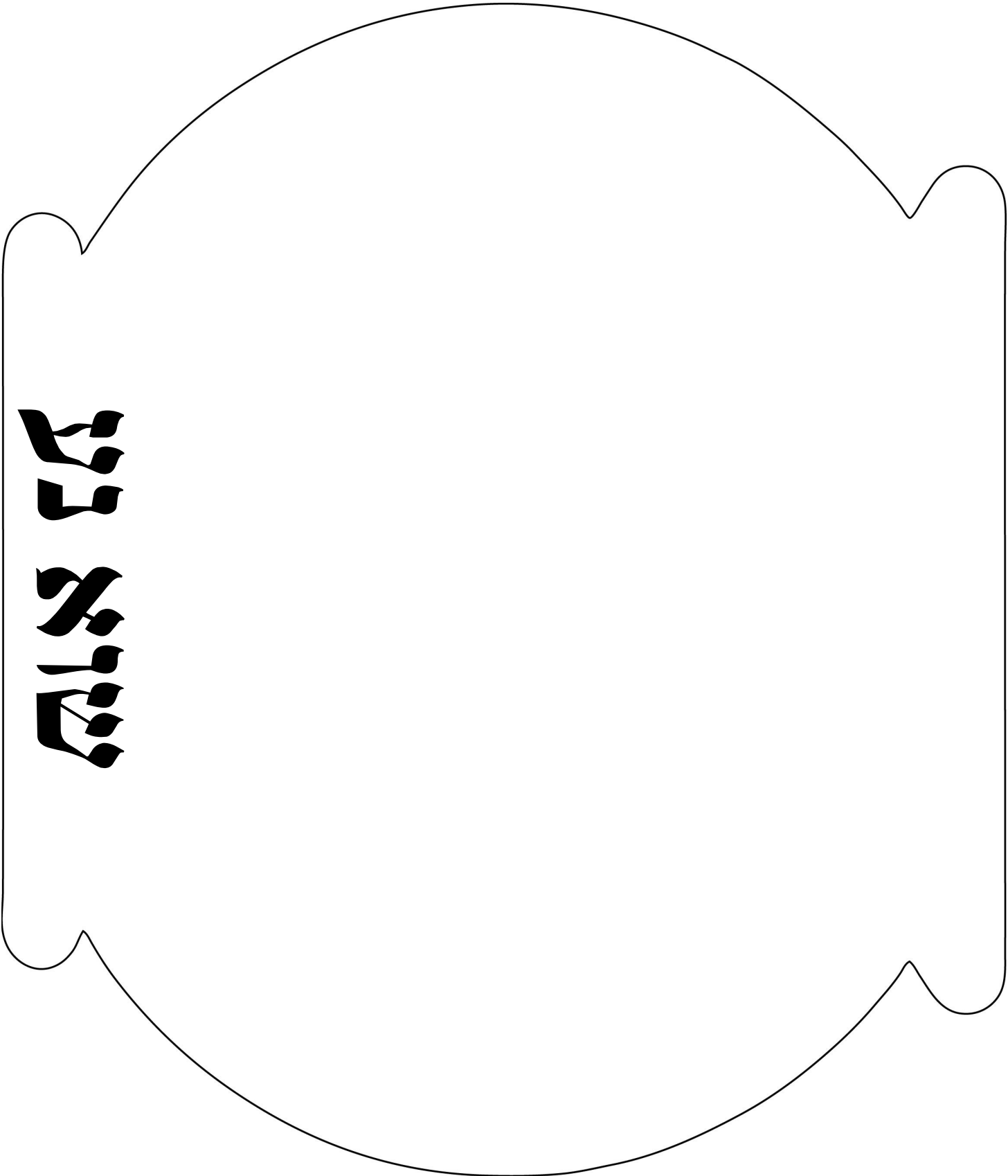
בְּלָכֶם

וַיִּחַדְךָ

Cut the fish. Read the words and look at the **שוא**, then paste it into the correct fish bowl.



עולא כא



שאלות

Draw a line between two words that have an identical שוא rule.

וְהָאֶרֶץ



יְקַרְמוּ



הַלְלוּ



לְמַדְנוּ



מִפְּנֵי



יְאֹרֵי



אֹרֶךְ



הַרְרֵי



יְחַסְרוּ



דְּזֹרְשִׁין



בִּרְכָךְ



נִמְלִיכָךְ



Draw a line between two words that have an identical special ending.

מוֹעֵדָה



זוֹרַח

זִכְאִי



אֶנְתָּה

תַּמָּה



נִצָּה

אֶבְדָּתְךָ



חֶקְךָ

פּוֹקֵחַ



כִּפִּי

שָׁנִי



יְגִיחַ

Put a red circle around each kamatz that makes an “ooh” sound and a blue circle around each kamatz that makes a “uh” sound.

נְבוֹן

רַבָּה

אֲרָבוּ

חֲטָא

שָׁכְבוּ

נָמוּ

שִׁבְרַתְךָ

יַבֵּשׁהּ

הַבִּשְׁטָן

וּמַתְקֵן

וְדַבְרֵי

גְּלָמֵי

זְכָרָה

חֲסָה

דַּבְרֵי