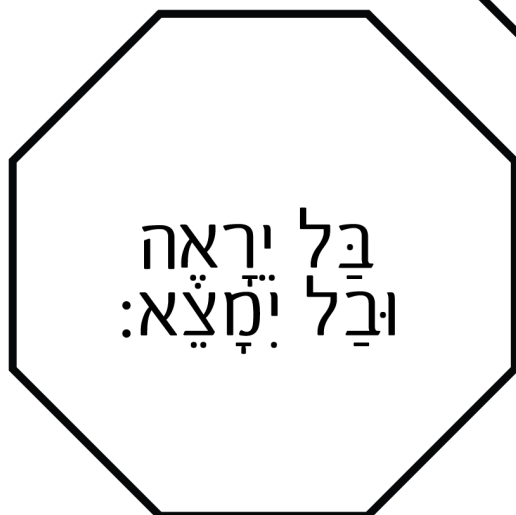
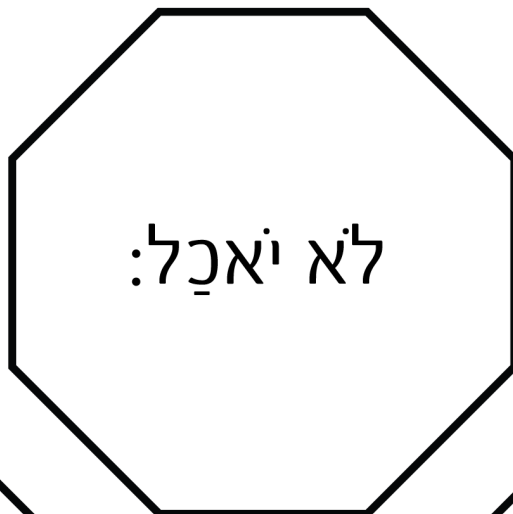








HAGADDAH ATTACHMENT SHEETS

cut out the 3 stop signs and place them in order. Staple together and paste the complete booklet onto page 7.

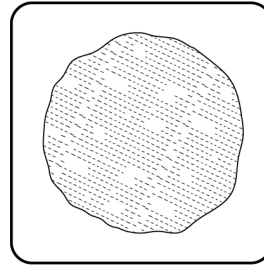
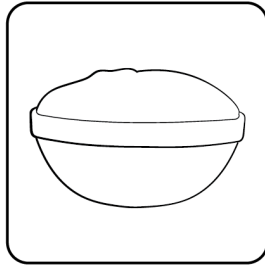


cut out each becher and paste them onto their designated page as we move along in the hagaddah.



Page 10

cut out and place the squares in its correct sequence. Paste them onto page 10.



Page 9

cut out and use as a stickers for the cabinets on page 9.

מכור אגוי

מכור אגוי

מכור אגוי

מכור אגוי

מכור אגוי

מכור אגוי

cut out each box
and glue the
thick black line
onto the gray line
to create a flap.

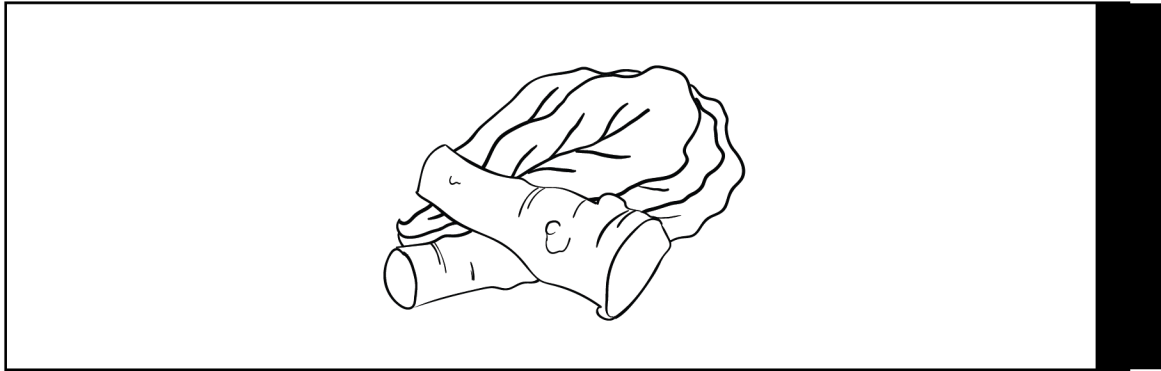
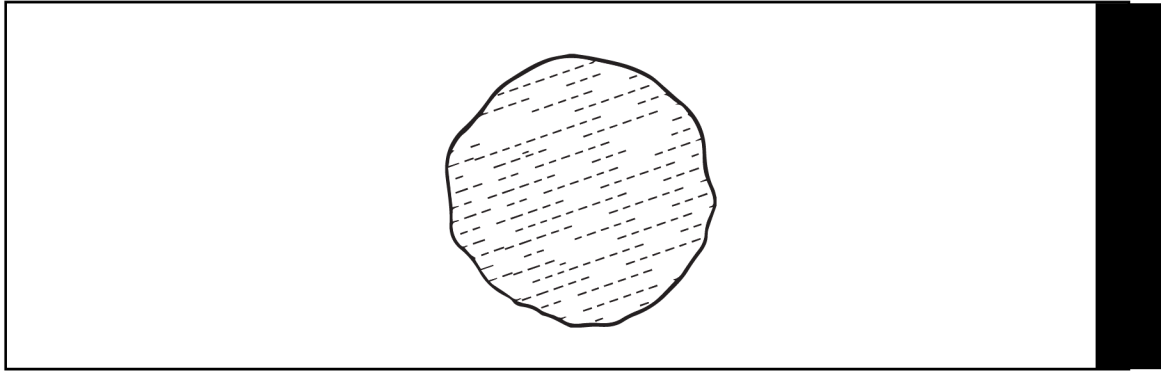

עֲבוֹדָה קְנִיָּה

תְּפִלָּה לַה'

יְרִידָה לְמִצְרַיִם

יְצִיאַת מִצְרַיִם

cut out each
box and glue
the thick black
line onto the
gray line to
create a flap.



cut out the door and glue the thick black line onto the gray line to create a flap.

