

# מגילת אסתר

LEVEL

1

TEACHER'S EDITION



TORAHUMESORAH

## Dear Moros,

The Torah Umesorah Lakewood Teacher Center is happy to provide you with a brand new, fresh and exciting Megillah for your students. It is highly visual for your students, and they will enjoy the hands on approach to learning the Purim story and completing this Megillah. Learning about Purim will prove to be a very enriching and stimulating learning experience. The mission is for the students to gain an understanding of the events in the Purim story and will be familiar with the text of the Megillah. Key important phrases from the Megillah have been chosen for your students to master in this program.

### Student Megillah

This Megillah can be used on two different learning levels. LEVEL 1 is geared to Grades 1-2. LEVEL 2 is geared to Grades 3-4. The Megillah pages are printed exactly the same, yet the information that the students are writing in level 2 is lengthier and more detailed. The teacher will determine which level is appropriate for her students.

#### Inside Pages

On each page, the students will write a summarizing sentence reflecting the event portrayed in the picture. They can write it in Hebrew, and then in English in their own words.

They will also fill in the missing words of the Megillah phrase (located on the fold of the page), using the proper (enclosed) labels. This phrase is an exact reflection of what is portrayed in the picture.

#### Assessment Activity

There is an additional hands on activity for your students to engage in as an assessment of how well they have mastered the phrases from the Megillah. Your students will get a stack of Megillah phrases. They will have to choose the Megillah character that is connected to each phrase and place the character in the "MI ANI" circle.

### Teacher's Edition

There is a Teacher's Edition for each level. The Teacher's Edition gives the teacher a description of what is portrayed in each picture. It also provides suggested sentences to fill in beneath each picture, and it indicates which labels are supposed to be used to fill in the blanks of the Megillah phrases.


Please refer to the enclosed Step by Step Instructions for assembling the Student's Megillah as well as for assembling the Assessment Activity.

**It is our hope that the use of this Megillah in your classroom will provide the students with a solid understanding and a rich fluency of Megillas Esther.**

**Wishing you much Hatzlacha,  
The Lakewood Teacher Center**

Student Set Includes:

1 double sided Cover  
11X17



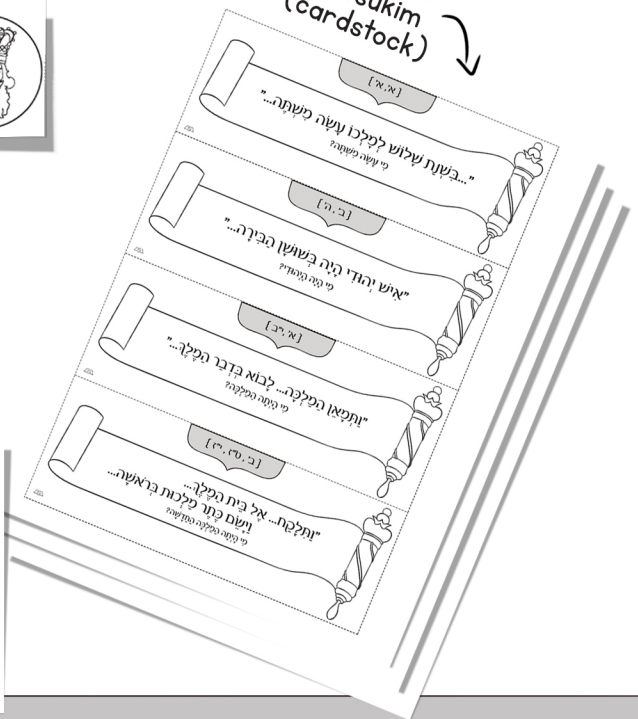
12 double sided pages  
8.5X11



1 strip of 5 Characters  
(cardstock)



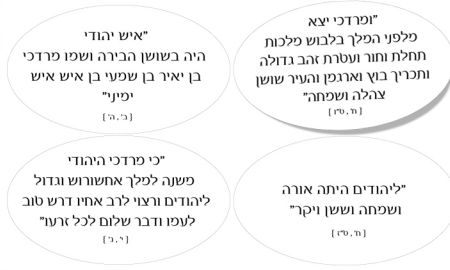
3 pages of Pesukim  
(cardstock)



32 fill in word labels  
(0L25, 80 per page, 175 X 0.5)  
Note: Each sheet of labels is for 2 students.



4 Oval Pesukim labels  
(0L9830, 21 per page, 2.5 X 1.375)  
Note: Each sheet of labels is for 5 students.




# Step 1

Print on hard paper (11x17),  
and fold on dotted line.  
Laminating recommended.



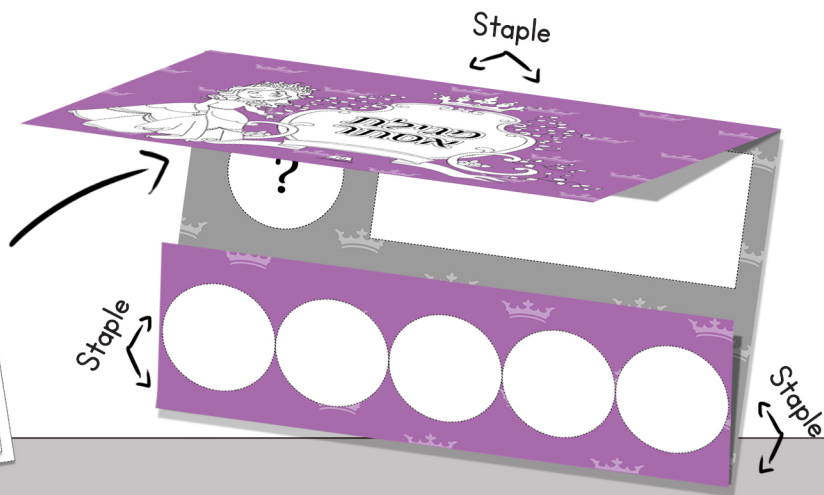
# Step 2

Print black and white pages  
back to back on soft  
paper (8.5x11). Fold each page  
on the dotted lines.



# Step 3

Place all 12 folded papers inside  
the cover and staple as shown.



## Step 4

Following the megillah lesson, students will stick in appropriate **word labels** and **oval pesukim labels** at the correct spot, as indicated in the following pages.




Oval pesukim labels

אישי יגיד  
היה בשפתן הברכה ושמו מרדכי  
כן יאיר בן שמעי בן איש איש  
יפתי  
(9:7)

fill in  
word labels

## Step 5

Students open the fold of each page and write a summarizing sentence (Hebrew or English) reflecting the picture.  
**\*Refer to Teacher's Edition for suggested sentences.**



## Step 6

Color and cut out character circles.  
Use velcro dots to place characters  
on empty white circles.  
Laminating recommended.



## Step 7

Cut out Pesukim cards and  
place them in the pocket.



## Step 8

As a wrap up review, students pull out a card  
from the pocket and place it on the white  
template. Student reads the phrase  
and has to match it to the correct  
character circle as shown here.




Description of picture ↘

Two parties of enienic:

- For the officers and servants of enienic - 180 days
- For all the people of חמרה - 7 days



אחשורוש עשה משה גדול   
 Achashveirosh made a big party.




Fold Here ↗

... **אחשורוש** "ויהי בימי" **שלוש** בשנת...  
 {א,א} **משתה** למלכו עשה

Description of picture ↘

The **תּתֵּן** was not a good place for Yidden to be, so **מֵרְדֵּכַי** told the Yidden not to go.



מֵרְדֵּכַי הִיָּחֲזַר אֶחָד אֶסְרָא לְכַתֵּל הַתֵּּן לֵעֲרֹמֵהוּ

Mordechai said not to go to the party.




”איש יהודי היה **בשושן** **הבירה** **מֵרְדֵּכַי** ושמו...  
 {ב, ה}

Fold Here ↗



Description  
of picture ↘

Vashti was punished with pimples and a tail  
because she forced her Yiddishe maids to work on Shabbos.  
She did not want to go to the party of Achashveirosh  
so she was killed.



וּשְׂתִי לֹא הָיְתָה לְפָנֵי אַחַשְׁוֵירוֹשׁ. 

Vashti did not go to the party of Achashveirosh.




Fold  
Here ↗

"... **המלך** **ושתי** לבוא בדבר **ותמאן המלכה** **ושתי**  
{א, י"ב}"

Description of picture ↘

Esther lived in Mordechai's house because she did not have parents. She did not want to be taken to the palace to meet Achashveirosh. However, she was chosen against her will to become the new מלכה of Achashveirosh.



אסתר היא המלכה החדשה של אכשׁוֹרוֹשׁ. 

Esther became the new queen of Achashveirosh.



”ותלקח אסתר אל בית המלך...”

וישם את מלכות בראשה... {ב, ט״ז, י״ז}


מלכות

את

Fold Here ↗

Description of picture ↘

Mordechai overheard **בגתן** and **ותרש** planning to kill the king. He passed on this information to Esther Hamalka and **המלך** was saved!



ומרדכי יושב בשער המלך...

בגתן ותרש רצו להרוג את אחשׁוֹרֵשׁ.  
Bigshan and Seresh wanted to kill Achashveirosh.




Fold Here ↗


... **ותרש** **בגתן** **קצף** **בשער המלך** **ומרדכי** **יושב** **בשער המלך** **ויבקשו** **לשלח יד במלך** **אחשׁוֹרוֹשׁ** **ויודע הדבר** **למרדכי**

{ב, כא}

Description of picture ↴

Mordechai refused to bow down to Haman.  
 Haman wore a **סָוּוּ** on his robe and Mordechai knew that a Jew cannot bow down to a person wearing a **סָוּוּ**.  
 This made Haman very angry and caused him to plan on killing Mordechai as well as Mordechai's entire nation.



מֵרַדְכַּי לֹא הִשְׁתַּחֲוָה לְהָמָן. 

Mordechai did not bow down to Haman. 

"יורא המן כי אין מרדכי **כרע** ומשתחוה לו


ויפלא **המן** חמה..." {ג.ה.}

Fold Here ↴

Description  
of picture ↘

Esther Hamalka goes to speak to Achashveirosh in order to ask him to abolish Haman's terrible decree. Achashveirosh extends his golden scepter towards Esther which symbolizes that Achashveirosh is willing to listen to her talk.



אסתר הלכה אל המלך היא נגעה בשלשלת המלך.   
Esther went to Achashveirosh. She touched his scepter.





Fold  
Here ↗


ויושט הפלך לאסתר את שרביט הזהב  
...ותקרב אסתר ותגע בראש השרביט. {ה, ב}

Description  
of picture ↘

One night, Achashverosh could not fall asleep. Shamshay, who was Haman's son, was called to come and read to Achashveirosh from his Sefer Hazichronos. He ended up having to read to the king about how Mordechai Hayehudi saved the king's life from Bigsan and Seresh.



שמשאי קרא לאחשׁוּרוֹשׁ מִסֵּפֶר הַזִּיכְרוֹנוֹת. 

Shamshai read to Achashveirosh from the Sefer Hazichronos. 

Fold  
Here ↘

”בלילה ההוא נודתה     ...  
... ויאמר להביא את

Description  
of picture ↘

Haman had walked into Achashvierosh's room to inform him that he was planning to hang Mordechai on the gallows. Achashveirosh seized the opportunity to ask him to suggest a reward for someone that the King likes... Now Haman had to carry out his creative suggestion and ride Mordechai through the streets of Shushan...



ומרדכי יצא  
מלפני המלך בלבוש  
מלכות...

הם בקול

ככה יעשה לאיש אשר...

החן הרכיב את מרדכי על הסוס של המלך

Haman rode Mordechai on the King's horse through Shushan.



Fold  
Here ↗

"ויקח המן את הלבוש ואת הסוס וילבש את מרדכי..."

ויקרא לפניו ככה יעשה לאיש אשר המלך חפץ ביקרו.

{ ו, יא }

Description of picture ↘

Esther Hamalka informs Achashveirosh at the second party with Haman that Haman is the one who plans to destroy her and her people.



אסתר אמרה לחלק שהפן רוצה להרוג אותה

Esther told Achashveirosh that Haman wants to kill her...



Fold Here ↗

"ותאמר אסתר איש צר ואיב הפן הרע הזה..."  
 {ג,ו}



Description of picture ↘

Esther Hamalka and Mordechai Hayehudi record the whole chain of events that took place in the story of Purim. This became known as Megillas Esther!



ליהודים היתה אורה  
אורה ושמחה...

כי מרדכי היהודי  
משנה למלך  
אחשורוש...

ותכתב... את אגרת הפורים...



אֵסְתֵר וּמֹרְדֵכַי כָּתְבוּ אֶת הַמֵּגִלָּה  
Esther and Mordechai write the Megillah



Fold Here ↗

ותכתב אסתר המלכה... ומרדכי היהודי...

לקים את אגרת הפורים הזאת... {ט, כ"ט}